

The Yamaha EF2600 delivers up to 2,600 watts of power and weighs only 92.6 pounds. Its 2.9 gallon gas tank can deliver 7.8 hours of continuous operation. The model EF7200DE delivers 7,200 watts of power and weighs 212 pounds.



JOB SITE GENERATORS

RUNTIME GROWS, NOISE TRIMS AND TIER 4 FINAL WORKS OUT THE BUGS

Generators should have a relatively easy job on a job site — run reliably and provide power. But the category has been playing catch-up with emissions and noise regulations. Fortunately, these companies are bringing the juice.

YAMAHA

Yamaha offers a versatile and reliable line of power products perfect for a wide range of jobs for a single household or full-scale construction.

“Every generator and pressure washer in Yamaha’s lineup is powered by a Yamaha overhead valve (OHV) air-cooled, four-stroke engine designed for noise-reducing,

fuel-efficient operation with Yamaha’s well known reliability and quality standards while meeting emissions regulations in all 50 states,” says Tim Sheehan, national accounts manager, outdoor power equipment for Yamaha Motor Corp. U.S.A.

For one-man projects around the house or on the job site, the model EF2600 offers an exceptional amount of power for up to 8.5 hours in a rugged, lightweight and cost effective package.

While smaller generators are suitable for simple tasks, sometimes an industrial job needs industrial power. With enough power to serve as a home backup, the EF5500 and EF7200 generators offer plenty of

power from their Yamaha MZ360 engines to accomplish bigger projects at a great value. The EF5500 produces 4,500 watts (5,500 watts maximum) and the EF7200 produces 6,000 watts (7,200 maximum). Their full-power, full-time 120/240 dual voltage is ideal for job sites. Durable roll cages, fold down handles and wheels make getting around a construction zone quick and easy.

“In addition to generators, Yamaha also offers a line of pressure washers for heavy-duty clean-up jobs,” Sheehan adds. “The PW4040 delivers the ultimate in pressure and performance with 4,000 psi, 4.0 gallons per minute through a durable brass Triplex CAT Pump — the world leader in quality pressure washer pumps. As

Yamaha’s highest-powered pressure washer, it is sure to deliver industrial performance.”

Yamaha also offers a complete line of pumps and multipurpose engines. All Yamaha power products are offered with a standard three-year warranty, and customers can also purchase a YES plan for an additional one, two or three years of coverage.

HONDA POWER EQUIPMENT

Honda needs no introduction to the job site. Honda is famed for its easy-starting, smooth-running engines and its latest generator, the model EB6500 Industrial Series generator, is another case in point. Designed for commercial, construction and rental applications, the EB6500 provides 6,500 watts (120/240V) of

The Honda EB6500 generator features Honda-exclusive Intelligent Automatic Voltage Regulation (iAVR) to enhance performance and power output in on commercial and construction job sites.

backup power while incorporating premium features and benefits at an outstanding value.

Powered by a Honda iGX390 commercial grade overhead valve (OHV) engine and supported by a heavy-duty frame, the EB6500 also features Honda-exclusive Intelligent Automatic Voltage Regulation (iAVR) to enhance performance and power output in demanding commercial and construction conditions.

“With iAVR, the EB6500 can




produce up to 7,000 watts of power for up to 10 seconds, allowing the user to start high amp-load applications, such as air compressors, that require additional power to start,” explains Tom Pernice, industrial marketing administrator for Honda Power Equipment. “In addition, the EB6500 boasts up to 10.4 hours of run time at 50 percent load.”




PERNICE

CONTINUED ON PAGE 66




YAMAHA
Revs Your Heart™

EF5500DE/D & EF7200DE/D
GENERATORS



EF7200D/EF7200DE



EF5500D/EF5500DE

Looking for the best way to get the job done? Power up with power products from Yamaha. The EF7200 is the economical, full-featured choice for contractors and serious home backup. The EF5500 offers the contractor and home back up customer 5500 watts of power at a great value. No matter what your power needs may be, Yamaha has what you need with durability and versatility to boot.

To see our entire generator line or locate your nearest Yamaha dealer, visit yamahamotorsports.com/powerproducts

Read Owner's Manual before operation. Specifications subject to change without notice. ©2016 Yamaha Motor Corporation, U.S.A. All rights reserved.

by Tom Hammel



Tsurumi's model TPG4-6000HDX generator is powered by an 11-hp Honda OHV engine with a low-oil-level alert system, Automatic Idle Control and vibration reducing rubber pads on the engine. Its 6.6-gallon fuel tank delivers 8.2 hours of runtime.

A special muffler results in a quiet 75 dB(A) sound level. The generator is equipped with a two-wheel kit and lift hook and is OSHA worksite compliant, meeting job site emission and safety requirements.

"In addition to air compressors, the EB6500 can power 8-inch bench grinders, 7 1/4-inch circular saws, concrete vibrators, drills, one-hp high-pressure washers, 10-inch table saws and up to three-hp industrial motors," Pernice says.

Honda recently added ground fault circuit interrupter (GFCI) technology to the EB6500. GFCI 20-amp duplex receptacles protect a user from electrical shock by shutting down the circuit when current is flowing along an unintended path, or ground fault.

TSURIMI AMERICA

The same engineering excellence that has made Tsurumi pumps a top choice on job sites around the globe can be found in its TPG4-series generators, which are designed to withstand the challenging conditions found on construction sites where extra durability and dependable power are necessary.



"Tsurumi introduced the original TPG series of generators 25 years ago to complement its line of submersible pumps," notes Glenn Wieczorek, managing director of Tsurumi America Inc. "As evaporative emissions standards became more

stringent, necessary upgrades to the TPG series were made and denoted numerically. The TPG4 series, the latest and most efficient iteration, is designed to meet EPA standards while also meeting the rigorous demands of the construction and rental markets."

Each TPG4 series generator is powered by a Honda GX-series engine with Honda-approved oversized mufflers and air filters that are comparable to the quietest contractor-grade generators on the market. Large fuel tanks come standard to ensure extended run times.

Breaker switches that are protected by recessed panels and rubber vibration pads, which isolate both the engine and generator side from wear due to vibration, also come standard. These features ensure maximum protection and longer life for the complete range of TPG4-series generators.

Tsurumi's TPG4 series of generators includes the following models: 5.5-hp

The Mi-T-M GEN-14000-1MHE generator has a 688cc Honda OHV engine that produces 12,000 watts continuous and 14,000 watts of peak power. It weighs 508 pounds and its 13.2-gallon fuel tank delivers eight hours of runtime at full load.

TPG4-3000HDX; 8.0-hp TPG4-4500HDX; 11-hp TPG4-6000HDX and the 13-hp TPG4-7000HDX, or HDXE with optional electric start.

MI-T-M

"Generators are considered to be among the 'most reliable, efficient and cost-effective sources of power for back-up and emergencies,'" begins Vaughn Grimm, government and export division manager for Mi-T-M. "The evolution and design of Mi-T-M portable generators are tailored for long hours and heavy-duty use in commercial industrial and construction applications as well as in residential and recreational settings."



The Mi-T-M equipment line up also incorporates Inverter technology trends. The Mi-T-M 2,000-watt inverter generator is specifically designed to be quiet and powerful while offering DC/battery charging and parallel port capabilities. Demand for higher-watt inverters has prompted Mi-T-M to develop a new 3,000-watt inverter generator, scheduled for release later this year.

Mi-T-M generator enhancements include an alternator for total harmonic distortion (THD) of less



than five percent, providing a more stable wave of power.

"New generator designs are influenced by users who want powerful yet compact equipment," Grimm adds. "To accomplish the right balance, it's important to properly size a generator based on the applications for which it will be used. Mi-T-M also works diligently to make sure all essential components are included while maintaining to strict EPA and CARB regulations. Emerging regulations such as carbon monoxide limits and safety standards are also explored."

Built with quality components, Mi-T-M portable gasoline generators range from 2,000 to 14,000-watts and come standard with copper windings, large low-tone mufflers, magnetic circuit breakers, USDA/USFS-approved spark arrestors and heavy-duty wraparound frames with steel tubing.

WACKER NEUSON

The single most significant factor affecting mobile generator design and application has been the more stringent EPA regulations," says Ben Froland, product manager, global power generation, Wacker Neuson. "There have been two emissions tier changes in two years and it has consumed much of the industry's resources to comply.

"Interim Tier 4 saw the reduction of particulate matter by 90 percent. To do this, engines ran hotter and in many cases required the use of a Diesel Particulate Filter or "DPF." Managing the increased heat rejection and packaging these larger aftertreatment systems in an efficiently sized package was a real challenge. The result was generators with very refined cooling systems and cabinet airflow."

Immediately following was Final

Tier 4, with a further reduction of NOx levels by 90 percent. To achieve this requirement, engine manufacturers introduced SCR systems or "Selective Catalyst Reduction." Diesel Exhaust Fluid is injected into the aftertreatment system where it reacts with the NOx to produce nitrogen and water.

Packaging again was a challenge as manufacturers strived to maintain long runtimes and adequate fuel onboard while fitting the addition of the DEF tank.

"Once installed, Interim Tier 4 and
CONTINUED ON PAGE 68

MIGHTY PORTABLE

Built for performance & endurance.
Mi-T-M has the equipment for all your construction needs.

Cold Water Pressure Washers

Portable Generators

Air Compressor/Generator/Welder Combinations

The Mi-T-M 8-gallon single stage gasoline air compressor supplies more power than what a standard tool can deliver and is the ideal air compressor for construction applications.

- 196cc Honda engine
- Splash lubricated pump
- Flat-free tires

Mi-T-M
CORPORATION

Cold & Hot Water Pressure Washers • Air Compressors • Portable Generators
Air Compressor/Generator Combinations • Air Compressor/Generator/Welder Combinations
Wet/Dry Vacuums • Jobsite Boxes • Portable Heaters • Water Pumps • Water Treatment Systems

800-553-9053 **www.mitm.com**

Learn More

by Tom Hammel

www.ContractorsSupplyMagazine.com

AUG | SEP 2016

www.ContractorsSupplyMagazine.com

AUG | SEP 2016

Final Tier 4 initially had performance issues industry-wide in non-linear load applications such as pump jacks. The new breed of engines have a narrow optimum operating window. Plugged DPFs and seemingly random fault codes were not uncommon."

To address these issues, Wacker Neuson has engineered a Liquid Heat Generator (LHG). The engine-mounted device generates heat by "shearing" engine coolant between stationary and rotating chambers. As a result, the engine operating temperature, in-cylinder temperature and exhaust gas temperature are raised to levels that ensure trouble free operation.

In addition to addressing low-load conditions, the LHG also enables a diesel generator to perform reliably in extremely cold environments. The



LHG operates seamlessly without operator input, and disengages via a clutch when load/engine temperature are adequate so the generator experiences no loss of available power output.

"With the reliability issues addressed, we can now refocus on innovation rather than emissions compliance," Froland says. "Reduced sound, longer service intervals and advanced telematics are just a few features that the market will see come to fruition."



The Westinghouse 8KPRO generator produces 8,000 running watts and 10,000 starting watts of power and its 9.2-gallon tank delivers up to 19 hours of run time at 50 percent load.



WESTINGHOUSE

Through the acquisition of Westpro Power Systems, Midwest Equipment (MWE) is expanding its product offerings with the addition of Westinghouse portable generators and inverter generators. MWE now offers portable power solutions for professional contractors and pro-consumer do-it-yourselfers.

"Starting with the 3,250-watt WH3250 series, all the way up to the 10,000-watt 10KPro series, MWE offers a complete line of Westinghouse portable generators designed specifically for simple and dependable use," says Chris Nicholson, director of sales at MWE — Westinghouse. "Many models come with electric start, and the Pro series all come with a remote start option, helping to save time and reduce fuel costs. The Pro series is built with a full cage steel frame to protect the generator from damage and features a quick fuel-drain system and 12-volt battery charger port."

Wacker Neuson's G25 Tier 4 Final generator weighs 1952 pounds and produces 19.5 kW of power and 21.4 kW of standby power from its 133 cubic-inch Isuzu four-cylinder diesel engine. Its 58.4-gallon tank delivers 28.2 hours of runtime at 100 percent load.

The 8KPRO produces 8,000 running watts and 10,000 starting watts and features low oil shutdown, a cast iron sleeve and forged components. It also includes an electric start and remote start (key fob included) for ease and convenience.

Westinghouse digital inverter generators from MWE provide efficient, quiet and clean power in a light-weight, portable package for quick, light-duty power and are popular among recreational users or on job sites for recharging power tools and USB devices. The OSHA-approved 2,100-watt, WH200i inverter is the top of the Westinghouse line and features two USB ports, a double insulated acoustic hood and light-weight, ergonomic design.

For more power, these inverters can be paired together using a WPP cable to deliver higher wattages.

Also, all Westinghouse portable generators and inverter generators carry MWE's industry three-year warranty that covers product defects in material and workmanship under normal operating conditions. **CS**

» LEARN MORE

www.powerequipment.honda.com
www.mitm.com
www.tsurimiamerica.com
www.wackerneuson.com
www.westpropower.com
www.yamahamotorsports.com/powerproducts

MAGNUM[®] PRO SPEQ[®] NAIL IDENTIFICATION LINE

**DON'T COMPROMISE YOUR
DESIGN PERFORMANCE VALUES
BY USING THE WRONG NAILS!**

**GUARANTEE THE
"POWER TO HOLD-
STRENGTH TO PROTECT."**

MID CONTINENT NAIL CORPORATION

405I Santa Ana St. Unit C
Ontario, CA 91761

800-867-6245

2700 Central Ave.
Poplar Bluff, MO 63901

e-mail: nails@magnumfasteners.com

web: www.magnumfasteners.com